
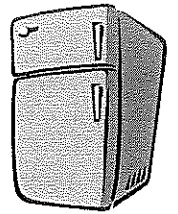


PLEASE PLACE THIS  
ON YOUR  
REFRIGERATOR FOR  
YOU TO REFER TO  
ALL WEEK



PLEASE PLACE THIS  
ON YOUR  
REFRIGERATOR FOR  
YOU TO REFER TO ALL  
WEEK



Written Phonogram Review #17

Parent: **Say** the phonogram sound(s)

Kindergartener: Repeat sound(s) and then  
**write** phonogram as they say the  
sound(s). If they do not know how to  
write it, they can write a -.

Parent: Show your child the phonogram card  
so that they can **check** their work.

Repeat with all 20 phonograms.

Written Phonogram Review #17

Parent: **Say** the phonogram sound(s)

Kindergartener: Repeat sound(s) and then  
**write** phonogram as they say the  
sound(s). If they do not know how to  
write it, they can write a -.

Parent: Show your child the phonogram card  
so that they can **check** their work.

Repeat with all 20 phonograms.

This weeks phonograms are:

ai, oo, ee, th, wor

ay, ea, ch, ng, p

t, oa, gu, ph, ough

x, b, l, m, n

This weeks phonograms are:

ai, oo, ee, th, wor

ay, ea, ch, ng, p

t, oa, gu, ph, ough

x, b, l, m, n



# Kindergarten Homework Train

Name: \_\_\_\_\_

Date: April 8<sup>th</sup> - April 12<sup>th</sup>

**Monday**  
Assignment # 1  
 Study phonograms!  
 Practice phonograms 1-65  
 plus ei

➡ Spelling Assignment # 2  
 Parent:

- Say a word

Child:

- Sound that word
- Write that word
- (1- 2 x's each using your best handwriting)
- Mark if needed
- Read and check
- Go to next word

\* When done read for spelling and reading!

Assignment # 3  
 ➡ Written Phonogram Review-  
 Please use the directions on how you and your child should complete their phonogram review homework.

Assignment # 4  
 Math Homework-  
 lesson 5

Time \_\_\_\_\_

Parent Signature \_\_\_\_\_

**Tuesday**  
Assignment # 1  
 Study phonograms!  
 Practice phonograms 1-66 plus eigh

➡ Spelling Assignment # 2  
 Parent:

- Say a word

Child:

- Sound that word
- Write that word
- (1- 2 x's each using your best handwriting)
- Mark if needed
- Read and check
- Go to next word

\* When done read for spelling and reading!

Assignment # 3  
 ➡ Written Phonogram Review-  
 Please use the directions on how you and your child should complete their phonogram review homework.

Assignment # 4  
 Math Homework-  
 lesson 7

Time \_\_\_\_\_

Parent Signature \_\_\_\_\_

**Wednesday**  
Assignment # 1  
 Study phonograms!  
 Practice phonograms 1-67

➡ Spelling Assignment # 2  
 Parent:

- Say a word

Child:

- Sound that word
- Write that word
- (1- 2 x's each using your best handwriting)
- Mark if needed
- Read and check
- Go to next word

\* When done read for spelling and reading!

Assignment # 3  
 ➡ Written Phonogram Review-  
 Please use the directions on how you and your child should complete their phonogram review homework.

Assignment # 4  
 Math Homework-  
 lesson 8

Time \_\_\_\_\_

Parent Signature \_\_\_\_\_

**Thursday**  
Assignment # 1  
 Study phonograms!  
 Practice phonograms 1-67

➡ Spelling Assignment # 2  
 Review your child's spelling test. Please have your child write the words they missed 3x's each.

Have them:

- Say a word
- Sound that word
- Write that word (use your best handwriting)
- Mark if needed
- Read and check
- Go to next word

Assignment # 3  
 Review your child's written phonogram review test. Please have your child practice and write the phonograms they missed 3x's each.

Assignment # 4  
 Math Homework-  
 lesson 9

Time \_\_\_\_\_

Parent Signature \_\_\_\_\_

**Nightly Reading Homework**


**Monday**  
 Practiced Sight Words (spelling words)  
 Read this week's Fluency Passage

**Tuesday**  
 Practiced Sight Words (spelling words)  
 Read this week's Fluency Passage

**Wednesday**  
 Practiced Sight Words (spelling words)  
 Read this week's Fluency Passage

**Thursday**  
 Practiced Sight Words (spelling words)  
 Read this week's Fluency Passage

Parent Comments



- Spelling List #10 will be sent home at the end of the week for next weeks spelling test.

\_\_\_\_\_

\_\_\_\_\_

\_\_\_\_\_





















Name .....

Lesson 5

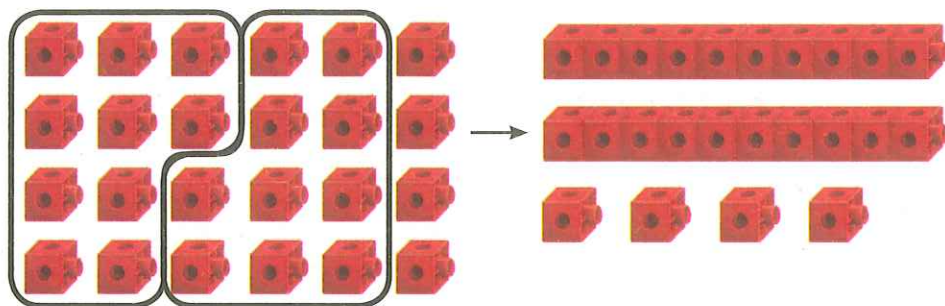
Tens and Ones

# My Homework

## Homework Helper



Need help? [connectED.mcgraw-hill.com](http://connectED.mcgraw-hill.com)




**Helpful Hint**  
Put together  
10 ones to  
make 1 ten.


$$24 \text{ ones} = 2 \text{ tens and } 4 \text{ ones} = 24$$

## Practice

Circle groups of ten. Write how many tens and ones.  
Write how many there are in all.



$$15 \text{ ones} = \underline{\quad} \text{ ten and } \underline{\quad} \text{ ones} = \underline{\quad}$$



$$32 \text{ ones} = \underline{\quad} \text{ tens and } \underline{\quad} \text{ ones} = \underline{\quad}$$

Make groups of tens and ones. Write how many.

3. 52 ones = \_\_\_\_\_ tens and \_\_\_\_\_ ones = \_\_\_\_\_

4. 77 ones = \_\_\_\_\_ tens and \_\_\_\_\_ ones = \_\_\_\_\_

5. 55 ones = \_\_\_\_\_ tens and \_\_\_\_\_ ones = \_\_\_\_\_

6. 80 ones = \_\_\_\_\_ tens and \_\_\_\_\_ ones = \_\_\_\_\_

7. 91 ones = \_\_\_\_\_ tens and \_\_\_\_\_ one = \_\_\_\_\_



### Brain Builders

8. Beckett has 20 pencils in a box. He has some pencils on his desk. Beckett has 23 pencils in all. How many pencils are on his desk?

\_\_\_\_\_ pencils

### Vocabulary Check



Write the missing word.

ones

regroup

9. You can \_\_\_\_\_ 10 ones as 1 ten.



**Math at Home** Ask your child to regroup 83 as tens and ones.



Name \_\_\_\_\_

Lesson 7

Numbers to 100

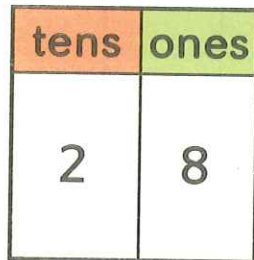
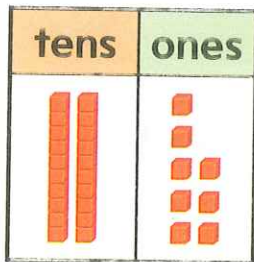
# My Homework

## Homework Helper



Need help? [connectED.mcgraw-hill.com](http://connectED.mcgraw-hill.com)

You can write numbers in different ways.



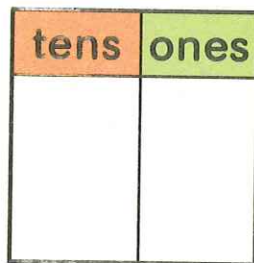
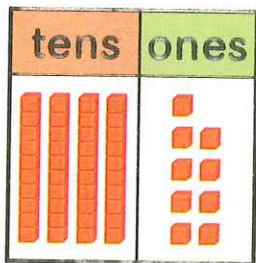
28  
twenty-eight

2 tens 8 ones

## Practice

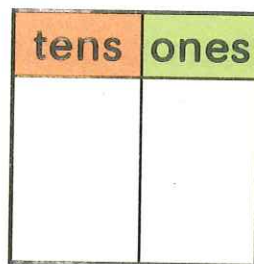
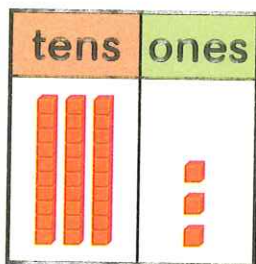
Count groups of tens and ones. Write the tens and ones. Then write the number.

1.



\_\_\_\_\_  
forty-nine


2.



\_\_\_\_\_  
thirty-three

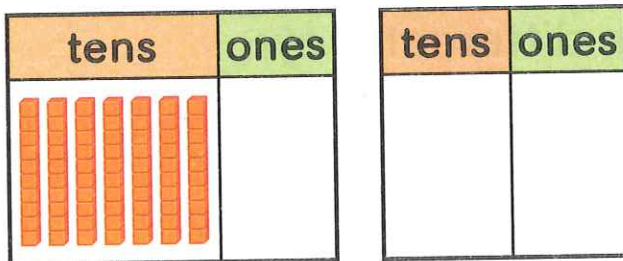
Count groups of tens and ones. Write the tens and ones. Then write the number.

3.



\_\_\_\_\_ ninety-three

4.



\_\_\_\_\_ seventy

5. Scarlet has 23 dolls. How many groups of ten does she have? How many ones?

\_\_\_\_\_ tens and \_\_\_\_\_ ones

### Brain Builders

6. Which shows 58 shown in two different ways?

5 tens 9 ones  
or fifty-nine



4 tens 8 ones  
or fifty-eight



5 tens 8 ones  
or fifty-nine



5 tens 8 ones  
or fifty-eight



**Math at Home** Ask your child to show 64 in two different ways.



Name .....

Lesson 8

Ten More,  
Ten Less

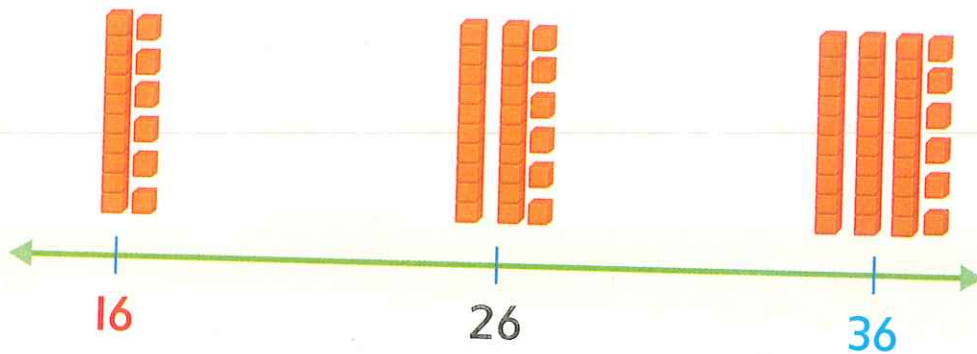
# My Homework

## Homework Helper



Need help? [connectED.mcgraw-hill.com](http://connectED.mcgraw-hill.com)

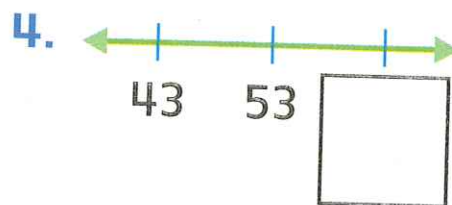
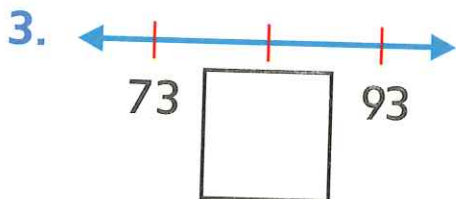
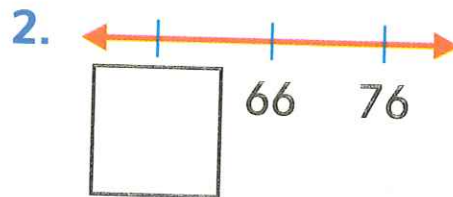
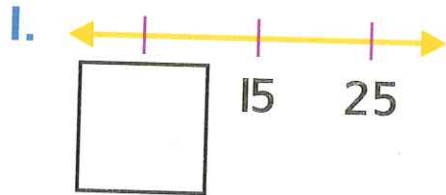
You can use mental math to find ten more or ten less than a number.



36 is **ten more** than 26.  
16 is **ten less** than 26.



Write the missing number.



Write the number that is ten more.

5. 12, \_\_\_\_\_

6. 20, \_\_\_\_\_

7. 77, \_\_\_\_\_

8. 9, \_\_\_\_\_

9. 26, \_\_\_\_\_

10. 55, \_\_\_\_\_

Write the number that is ten less.

11. \_\_\_\_\_, 57

12. \_\_\_\_\_, 31

13. \_\_\_\_\_, 82

14. \_\_\_\_\_, 98

15. \_\_\_\_\_, 20

16. \_\_\_\_\_, 71

### Brain Builders

17. Miguel has 25 dinosaurs. He has 10 more **robots** than dinosaurs. How many **robots** does Miguel have?

\_\_\_\_\_ **robots**

If Miguel was given 10 more **robots** how many would he have now?

\_\_\_\_\_ **robots**

18. Test Practice Rhonda has 24 **books**. She gets 10 more **books**. How many **books** does Rhonda have now?

70

55

34

18



**Math at Home** Write a multiple of ten such as 10, 20, 30, 40, 50, etc. up to 80 on a piece of paper. Ask your child to write the number that is ten more or ten less than that number.



Name \_\_\_\_\_

Lesson 9

Count by Fives  
Using Nickels

# My Homework

Homework Helper



Need help? [connectED.mcgraw-hill.com](http://connectED.mcgraw-hill.com)

You can count by fives to count nickels.



5¢



10¢



15¢



20¢



25¢



30¢

in all

## Practice

Count by fives. Write the numbers.  
Write how much there is in all.

1.



\_\_\_\_\_ ¢



\_\_\_\_\_ ¢



\_\_\_\_\_ ¢

in all

2.



\_\_\_\_\_ ¢



\_\_\_\_\_ ¢



\_\_\_\_\_ ¢



\_\_\_\_\_ ¢



\_\_\_\_\_ ¢

in all

